

Your 2023 Destination Dashboard

Carlton-Le-Willows



Welcome to your 2023 Destination Dashboard. In line with feedback received we have captured data on the key drivers that will inform your careers programme and have some top tips for how you and your leadership teams can utilise this data in a number of ways: -

In this pack you have some top tips (below), Details of how you could use this data in an inspection (page 2) and finally your Destination Dashboard (page 3).

TOP TIPS:

To inform your careers programme

The charts clearly show where students are choosing to further their education through **Destination Type**. Does this reflect aspirations and expected progression pathways. Are some destination types more popular than others? Why might this be? Are you equally promoting and educating students on the differences and benefits of all types of study post-16?

The charts also show the top 4 most popular **providers**. In addition to these, there could be significantly more which demonstrates the breadth of provision that your students' progress on to. Are you confident that students make informed decisions about who they are going to study with? Do you promote that breadth to younger students?

The **level of qualification** that students have progressed into can sometimes cause confusion and may not directly match your attainment levels. For example, the number of students achieving 5 GCSEs at grade 4+ may not directly relate to students starting Level 3 qualifications. Some sixth forms have very strict entry requirements, and some college courses / apprenticeships require students to start on a lower course regardless of their GCSE grades. This is usually skills-based courses and sometimes can be identified through the sectors chart.

Finally, does the **sectors** chart reflect your local LMI? Are students choosing courses and study pathways which suggest awareness of local opportunity. Are some sectors underrepresented? Can this be addressed through the careers programme?

Your 2023 Destination Dashboard – continued...

Understanding your data for Ofsted

In the event of an inspection, you may need to understand your data.

Firstly, the data that is published on the DfE website is NOT this data. That is data from leavers 3 years ago – known as lagged data. It takes the DfE this amount of time to do timely captures during the first year that a cohort leave a school (sustained destination) and then quality assure this data prior to publishing it a couple of years later.

For example, the 2023 table shows pupils who finished year 11 in 2021, which is the most recent data currently available.

This data gives you a snapshot of where we believe students have enrolled and started their studies having left your school this summer.

This data differs from local authority data in that it doesn't just detail the type of destination but more intelligence around levels, sectors and who are the most popular providers.

Some recent questions around destination data in inspections

- ✓ Where do students go and why?
- ✓ How have you ensured they have a balanced understanding of the offer available?
- ✓ What support have you provided for potential NEET students and those who have been identified as NEET in September / October?
- ✓ What are your historic NEET figures? Do you know what percentage of these were PP or SEND? What have you done to support those students and what would you do this year? Did you bring in any outside agencies to work with those targeted potential NEET students, how did you identify and track them? *Note that you can find this data by requesting a CSV download button to be added to your iprogress account. This will allow you to pull off all of the data and use it to find out the destination of any specific student or groups of students. Speak to your Operations Manager to activate.*

Destination Codes:

SSF – School Sixth Form

FEC – Further Education College

SFC – Sixth Form College

OSSF – Other School Sixth Form


UD – Unknown Destination

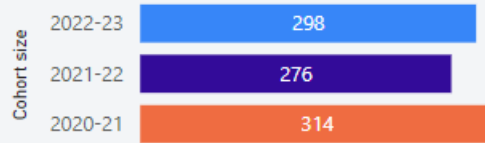
OD – Other Destination

APP – Apprenticeship

N – NEET

TSP – Training Provider / Study Programme





Academic Year

Multiple selections

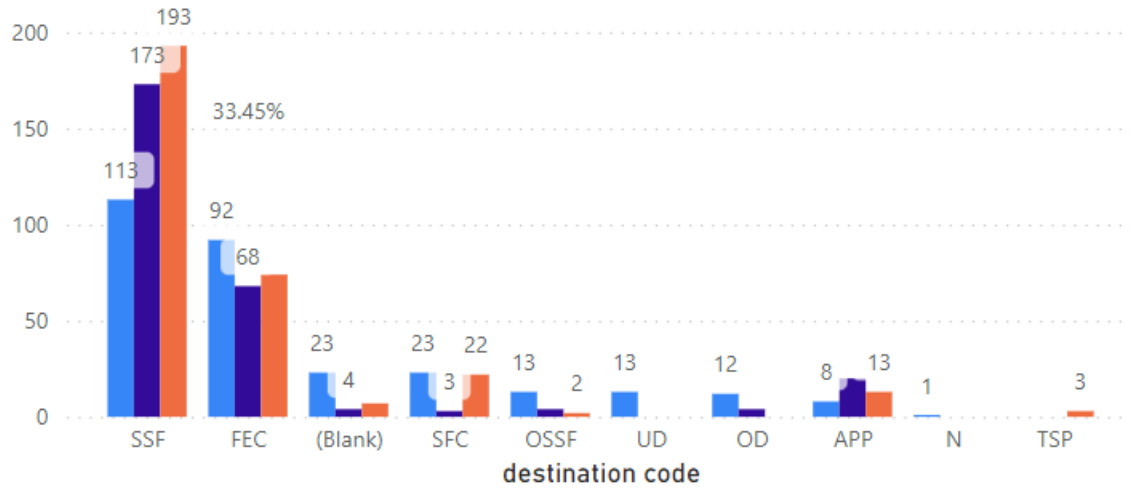
Trust

Other Schools

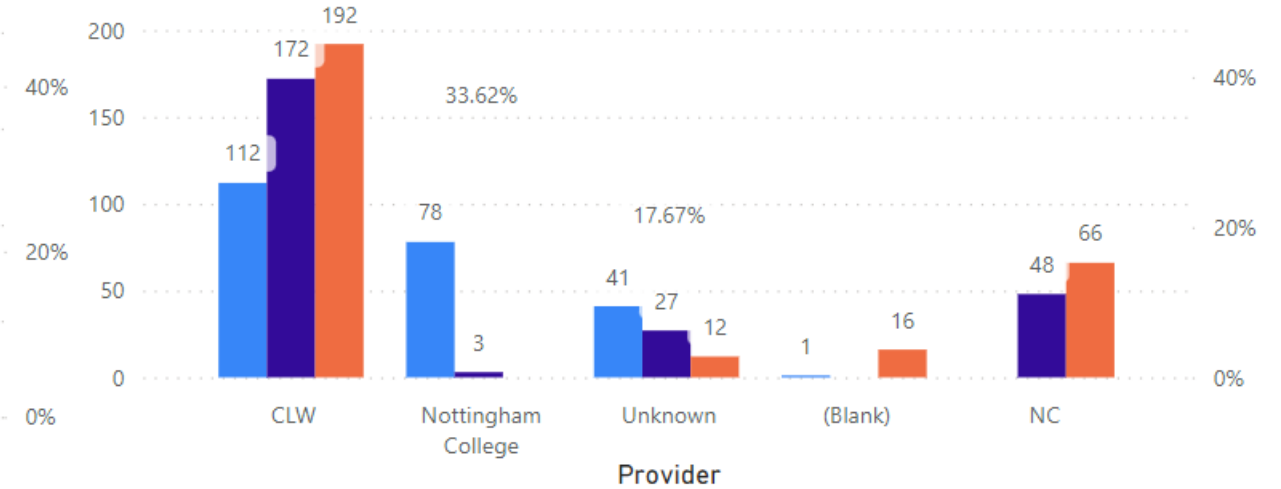
School

Carlton Le Willows

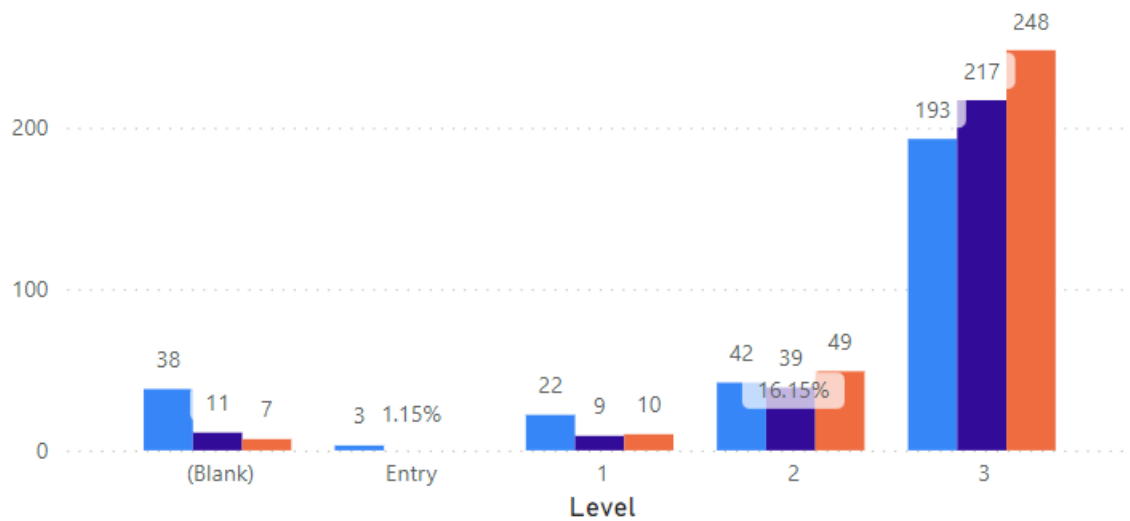
Destination type



Provider



Level of Qualification



Sectors

